


# REMA DRI-VAC AIR VACUUMS

Install a Rema Dri-Vac in your plant and you'll see the difference immediately. Finishing quality improves. Steam consumption goes down as much as 50%. Energy demands and boiler loads are sharply reduced. You save time on each garment. Output really accelerates. Your customers see the difference. Your profit picture shows the difference. The secret is in Rema's custom design and engineering; the 12 gauge, hot-rolled steel condenser tanks; and the exclusive jet turbine assemblies that project a large volume of dry, clean air to increase output and lower costs. Whatever your plant size, whatever the number of presses you run, trouble-free Rema will do the job better, faster and more economically.

**VERTICAL**



**OVERHEAD**



**DUAL**



Research  
Engineering  
MANUFACTURING



*The Pioneer Air Vacuums...  
Most Complete Line  
in the Industry.*






# Vertical Overhead & Dual Air Vacuums for Every Size Plant.

Rema Dri-Vac's are made to last and last! The jet, aircraft-type, aluminum turbine assemblies can't rust. Top and bottom castings are quality turned. Impellers are flush welded and precision balanced — no rivets, nothing to create air drag. And, the 12 gauge steel condenser tanks are specially treated to resist corrosion. What's more, special rubber mounts defeat vibration. The result is a trouble-free, completely reliable quality product carrying a full, one year warranty on motor, turbine and tank.

Prompt factory service will repair your Rema Dri-Vac quickly, if ever necessary. Just ship to us and we'll respond with 24 hour service. Charges are nominal; freight extra.

Rema Dri-Vacs are available in colors to match your other equipment. Just send a color swatch or other equipment name. We'll do the rest.


## DRI-VAC ASSEMBLY DIAGRAM



## VERTICAL



## OVERHEAD



## DUAL



Model No.	No. of Presses Served	Motor HP	Inlet		Outlet		Overall		Ship Wgt.
			Size	Hgt.	Size	Hgt.	Hgt.	Diam.	
<b>VERTICAL</b>									
RP-1	1	1/2	2"	10 3/4"	2"	22 3/4"	31"	15"	90 lbs.
RP-2	2	3/4	2"	10 3/4"	2"	24 3/4"	33"	15"	96 lbs.
RP-3	3	3/4	2"	16"	2"	34 1/4"	43"	15"	104 lbs.
RP-4	4	3/4	2 1/2"	12"	2"	29"	35"	19"	130 lbs.
RP-5	5	1	2 1/2"	16 1/2"	2"	38 1/2"	48"	19"	137 lbs.
RP-8	8	1 1/2	3"	19"	2"	42 1/4"	52"	19"	144 lbs.
RP-12	12	3	3"	19"	2 1/2"	42 3/4"	53 1/2"	24"	240 lbs.
RP-16	16	3	3"	19"	2 1/2"	42 3/4"	53 1/2"	24"	240 lbs.
RP-20	20	3	3"	19"	2 1/2"	44 3/4"	55 1/2"	24"	255 lbs.
RP-25	25	5	3"	21"	2 1/2"	49"	59 1/2"	24"	270 lbs.
<b>OVERHEAD</b>									
RPO-5	5	1	3"	17"	19 7/8"	35"	39"	19"	155 lbs.
RPO-8	8	1 1/2	3"	17"	19 7/8"	35"	39"	19"	160 lbs.
<b>DUAL</b>									
RPD-40	40	6	4"	15 3/4"	2 1/2"	42"	56"	44 x 24	480 lbs.
RPD-50	50	10	4"	15 3/4"	2 1/2"	42"	56"	44 x 24	510 lbs.

**Models for anywhere from one to fifty presses**



## REMA DRI-VAC CORPORATION

45 Ruby Street  
Norwalk, Conn. 06852  
(203) 847-2464

Designers and Manufacturers of Air Vacuum Systems and Vertical Return Systems